

New outlook 2011 quick look plugin - **by www.germinara.it - info@germinara.it (c) 2014**

Release date: 3 may 2014

By Francesco Germinara

Running on **OX 10.8.x** and **10.9.x** and not **need to have outlook open.**

How install:

1) Unzip **FGOutlook2011.qlgenerator.zip**

2) Copy **FGOutlook2011.qlgenerator** to **/Library/QuickLook**

3) Due a Sandbox rule, for correct run the plugins you need to change the file **quicklook-satellite.sb**

located in

/usr/share/sandbox/quicklook-satellite.sb

When opened the file, locate at the end

```
;; Mach lookups
(allow mach-lookup
  ...
  -insert here -
  ...
)
```

ADD the line

(global-name "com.apple.metadata.mds")

This is a sample of my configuration

```
;; Mach lookups
(allow mach-lookup
  (global-name "com.apple.audio.coreaudiod")
  (global-name "com.apple.audio.audiohald")
  (global-name "com.apple.SystemConfiguration.configd")
  (global-name "com.apple.decalog4.incoming")
  (global-name "com.apple.quicklook.config")
  (global-name "com.apple.CoreServices.coreservicesd")
  (global-name "com.apple.SecurityServer")
  (global-name "com.apple.windowserver.active")
  (global-name "com.apple.FontServer")
)
```

```

(global-name "com.apple.FontObjectsServer")
(global-name "com.apple.cvmsServ")
(global-name "com.apple.pictd")
(global-name "com.apple.syncdefaults")
(global-name
"com.apple.SystemConfiguration.SCNetworkReachability")
(global-name "com.apple.ls.boxd")
(global-name "com.apple.metadata.mds")
(global-name "com.apple.PowerManagement.control")
(global-name "com.apple.coreservices.launchservicesd")
(global-name "com.apple.librariand")
(global-name "com.apple.FileCoordination")
(global-name "com.apple.dock.server")

```

When opened the file, locate at the end

```

;; Files access
(allow file-read*
  ...
  ...
  -insert here -
  ...
)

```

ADD the line

(home-subpath "/Documents")

This is sample of my configuration

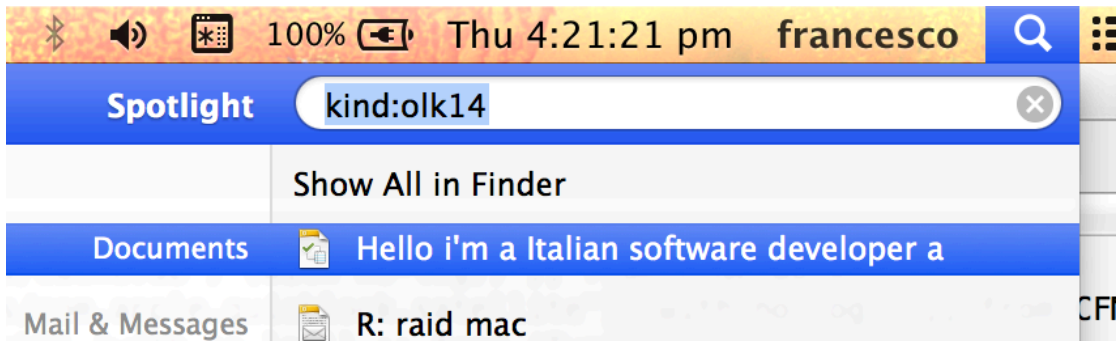
```

;; Files access
(allow file-read*
  (subpath "/Library")
  (home-subpath "/Library/Fonts")
  (home-subpath "/Library/Dictionaries")
(home-subpath "/Documents")
  (home-literal "/.CFUserTextEncoding")
  (subpath "/private/var/db/mds"))

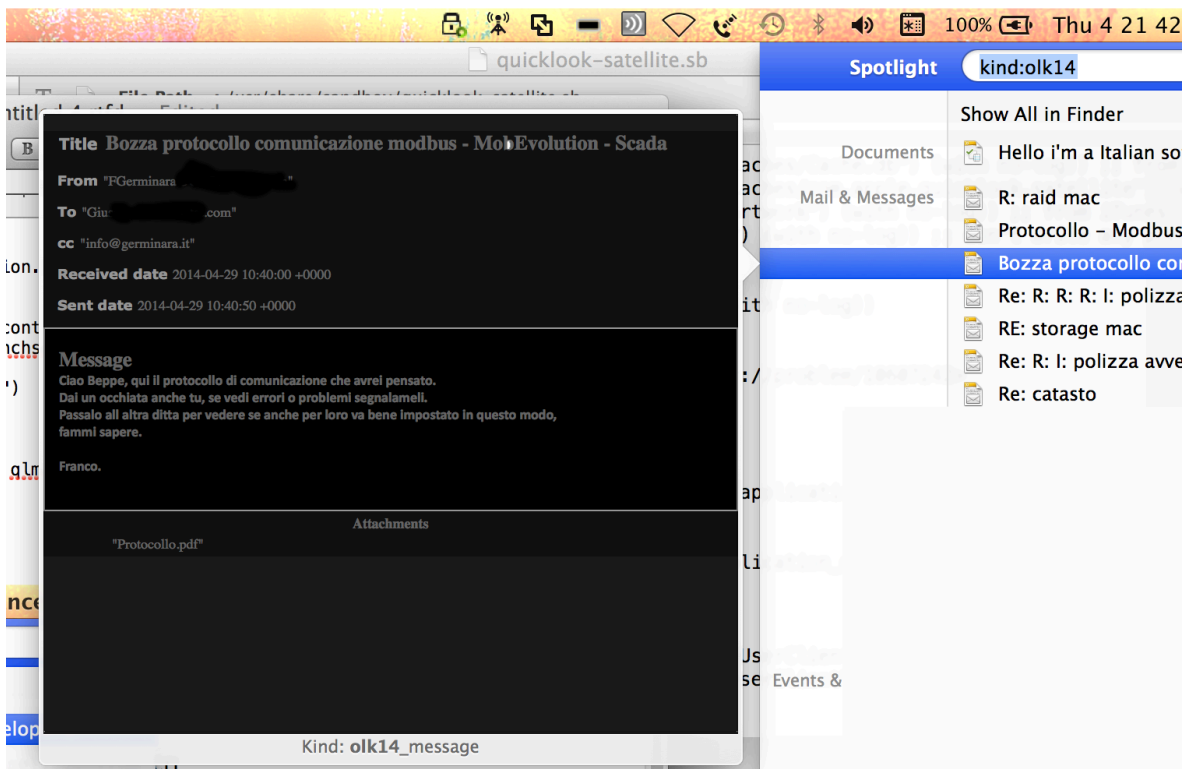
```

Save, **logout and login** (or use terminal command **qlmanage -r** to restart quicklook) and try to search all outlook message using the spotlight query

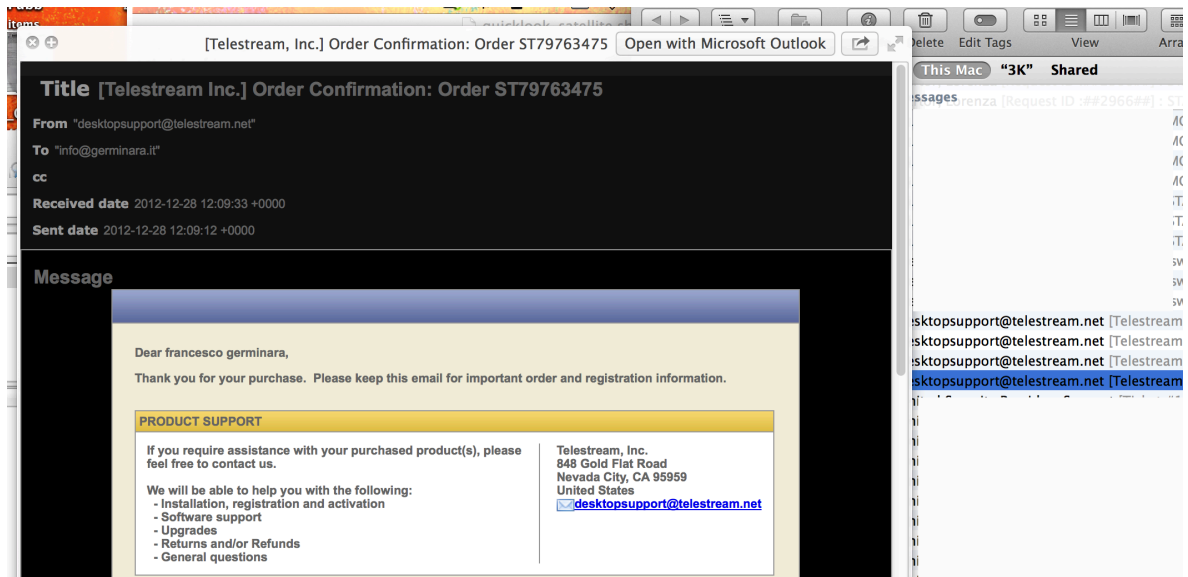
kind:olk14 in spotlight



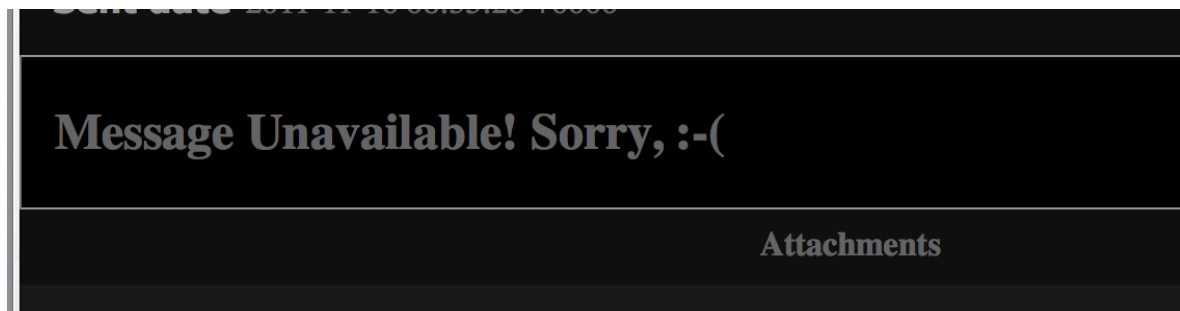
When you are on message quick look show info message



Using finder press space bar on message item to show the info



If for some reason I'm not able to read message data, you get this



I hope you like this plugin.

Ciao, Francesco Germinara